4m x 4m
Instant Awning

Ratio 1:10

Open this PDF in Adobe Illustrator and place your vector artwork in the designated 'Artwork' layer of this document.

To avoid any unwanted alterations to your artwork, please ensure all text & strokes are **outlined**.

If your artwork contains raster files (eg JPGs), please provide them in as high a resolution as possible. They must be at least **300dpi** on this template to avoid significant pixelation. Please ensure images are either embedded into this document or provided separately.

If necessary, you can reduce the file size by saving this document as a PDF and unticking 'Preserve Illustrator Editing Capabilities' in the save options.

We request that you provide us with **Pantone** references in order for us to achieve the closest possible match to your brand colours. Please be aware that slight colour variation may occur in the printing process.

Please only place artwork on the panels included in the package that you have been quoted for.

There is no requirement for bleeds, but it is advised that any essential elements such as text & imagery are kept away from the panel edges to allow for stitching. Also, bear in mind that artwork at the bottom of the wall panels may not be visible when the awning is used on lower leg settings.

All text & strokes must be outlined.

Any pixel-based artwork must be a minumum of 300dpi at 10%.

Please provide Pantones for any block colours.

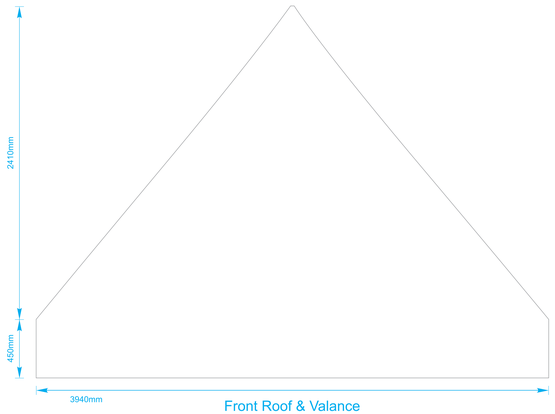

Front Roof & Valance



Left Roof & Valance



Back Roof & Valance



Right Roof & Valance

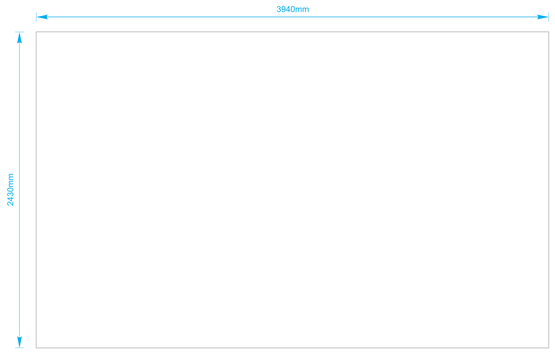

Front Wall (Outside)



Left Wall (Outside)



Back Wall (Outside)

Right Wall (Outside)

Front Wall (Inside)

Left Wall (Inside)

Back Wall (Inside)

Right Wall (Inside)

Front Half Wall (Outside)

Left Half Wall (Outside)

Back Half Wall (Outside)

Right Half Wall (Outside)

Front Half Wall (Inside)

Left Half Wall (Inside)

Back Half Wall (Inside)



Right Half Wall (Inside)